



Cover 1:  
Jive Charcoal

Cover 2:  
Orb Gold

Chrome feet

# Bradley Collection

**Extra Flex**<sup>®</sup>  
Soft, Supportive Seating

Colours represented are to be used as a guide only.  
Please refer to manufacturers swatch for a more accurate colour match.

Please note that colour shadings can vary slightly from each roll of fabric.  
We cannot guarantee a precise match to these samples or between cut lengths and upholstered goods.

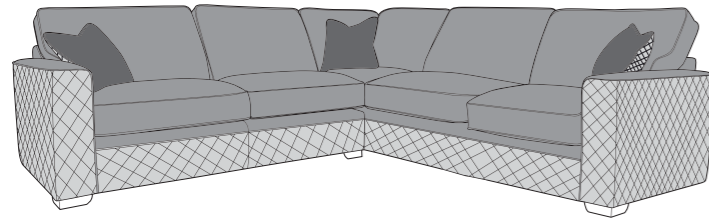
25/01/2021



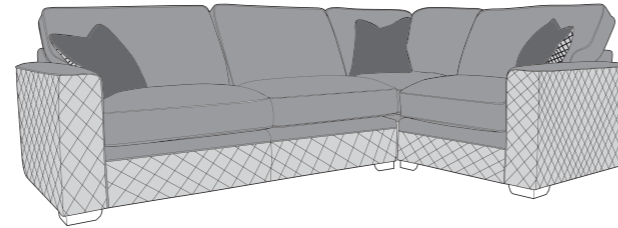
# BRADLEY COVER GUIDE: STANDARD BACK ONLY

Please use this guide when ordering the following pieces to clarify cover options.

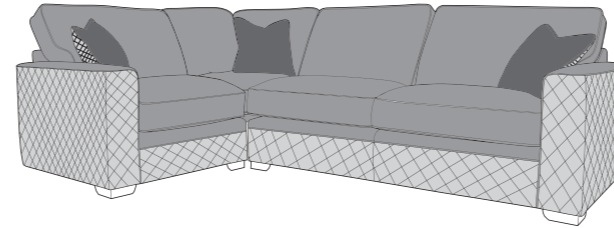
Corner Group: LH2, COR, RH2 (L2, CO, R2)



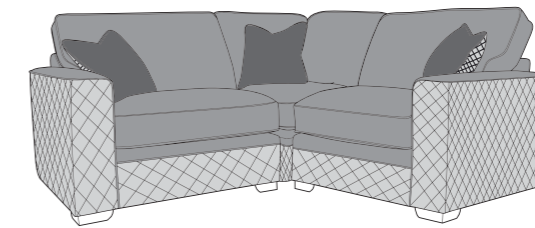
Corner Group: LH2, COR, RH1 (L2, CO, R1)



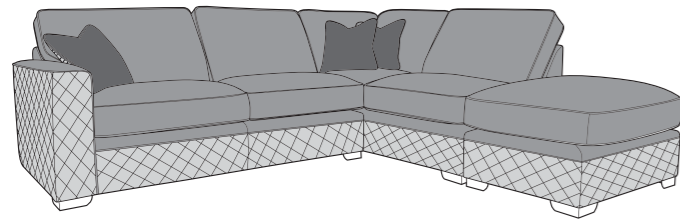
Corner Group: LH1, COR, RH2 (L1, CO, R2)



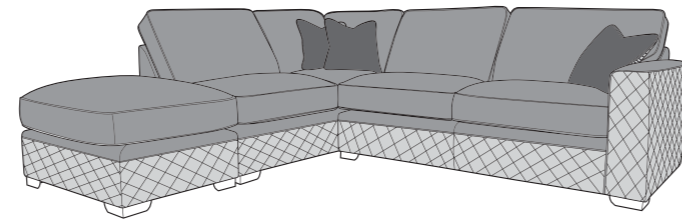
Corner Group: LH1, COR, RH1 (L1, CO, R1)



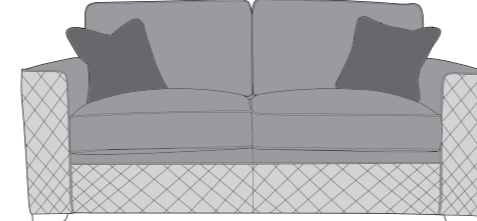
Corner Group: LH2, RFC, FST (L2, RFC, P)



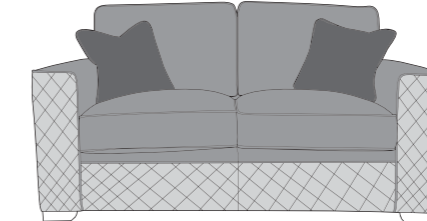
Corner Group: FST, LFC, RH2 (P, LFC, R2)




3 Seater Sofa (3ST)



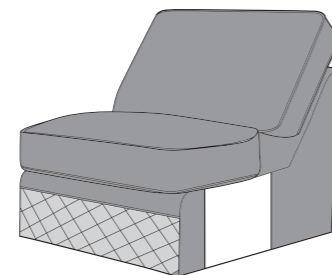
2 Seater Sofa (2ST)



Arm Chair (1ST)



Armless Unit (ALU)

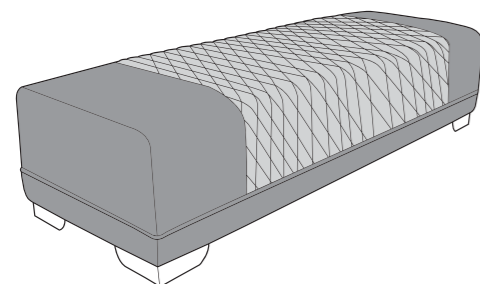


**Scatter Cushions**

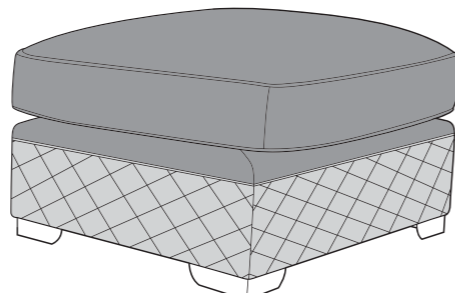
Flanged Edge  
Front = Cover 3  
Back = Cover 1

## SUGGESTED ACCENT PIECES

Bradley Bench Footstool (FST)



Large Footstool P (FST)



# BRADLEY DIMENSIONS (CM)

AVAILABLE PIECES	HEIGHT 1	OUTBACK HEIGHT	WIDTH 2	DEPTH 3	ARM HEIGHT	SEAT HEIGHT 4	SEAT DEPTH 5	SEAT WIDTH 6	ACCESS DIAGONAL 7	WEIGHT (KG)	SCATTER CUSHION NO.
LH2, COR, RH2 GROUP	96	72	280	280	65	55	N/A	N/A	N/A	128	3
LH2, COR, RH1 GROUP or LH1, COR, RH2 GROUP	96	72	280	202	65	55	N/A	N/A	N/A	111	3
LH1, COR, RH1 GROUP	96	72	202	202	65	55	N/A	N/A	N/A	94	3
LH2, RFC, FST GROUP or FST, LFC, RH2 GROUP	96	72	280	247	65	55	N/A	N/A	N/A	120	3
LH2/RH2 UNIT	96	72	182	98	65	55	55	162	205	49	1
LH1/RH1 UNIT	96	72	104	98	65	55	55	80	138	32	1
COR - CORNER UNIT	96	72	98	98	N/A	55	55	93	125	30	1
LFC/RFC UNIT	96	72	177	98	N/A	55	55	140	198	53	2
ALU - ARMLESS UNIT	96	72	80	98	N/A	55	55	80	120	21	N/A
<b>3 SEATER SOFA (3ST)</b>											
96 72 198 98 65 55 55 160 217 56 2											
<b>2 SEATER SOFA (2ST)</b>											
96 72 171 98 65 55 55 133 198 49 2											
<b>ARM CHAIR (1ST)</b>											
96 72 98 98 65 55 55 60 133 34.5 1											
<b>ACCENT PIECES</b>											
<b>BRADLEY BENCH FOOTSTOOL (FST)</b>											
41 N/A 152 56 N/A N/A N/A N/A N/A 27.5 N/A											
<b>LARGE FOOTSTOOL P (FST)</b>											
51 N/A 98 70 N/A N/A N/A N/A 115 18 N/A											

\* Hardwood & composite board frame.

\* Dowelled, screwed, glued & stapled joinery.

\* Chrome & Wood foot options.

\* Fibre filled reversible backs for added comfort.

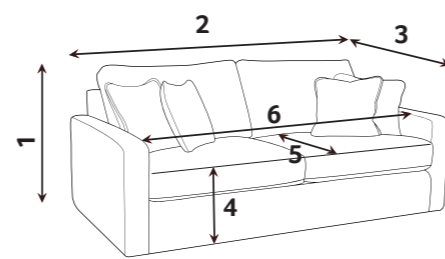
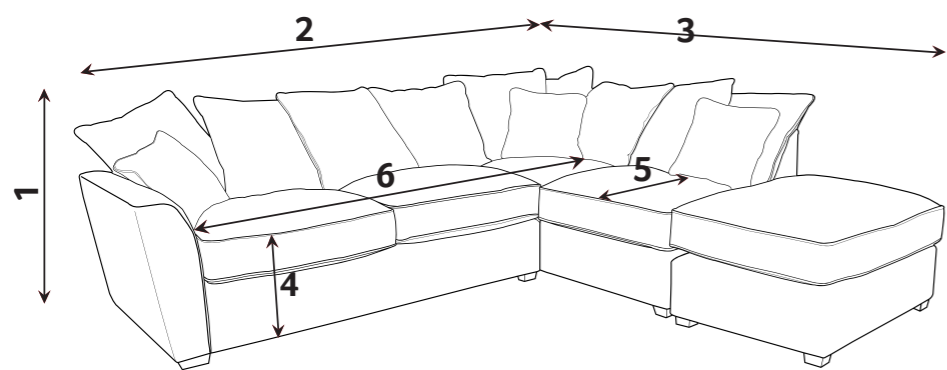
\* Fibre filled scatters included.

\* ExtraFlex high comfort seat cushions.

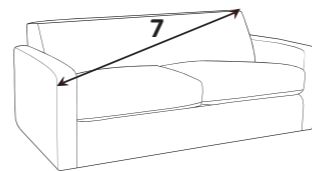
\* Serpentine seat springs & silent wire.

\* Elasticated back webbing.

## DIMENSION GUIDE



Check the diagonal access dimension to ensure furniture will fit in your home.



- 1 - HEIGHT
- 2 - WIDTH
- 3 - DEPTH
- 4 - SEAT HEIGHT
- 5 - SEAT DEPTH (STD & PILLOW)
- 6 - SEAT WIDTH
- 7 - DIAGONAL ACCESS

Illustrations used for reference only.

## Extra Flex®

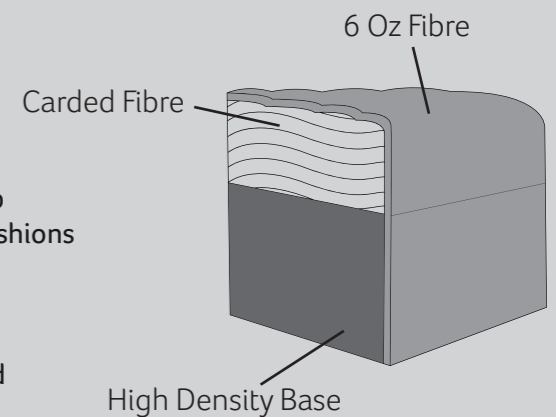
A high density foam base seat interior with a hand-rolled carded fibre, channelled topper which provides both softness and support.

## CARE GUIDE

Extraflex seat cushions should be plumped up on a regular basis to help maintain the aesthetical appeal of your upholstery, the plumping of cushions is essential to help retain the comfort and softness of any piece of upholstered furniture.

To improve the longevity of your hand-made furniture, we recommend rotating cushions (where applicable).

For further information on maintaining your furniture please refer to the care guide located under the seat platform.



Beech (Light)

Brown (Dark)

Chrome

FOOT OPTIONS:



Please note : All dimensions are approximate. Allow tolerance of +/- 2.5cm.

Wood is a natural product and will vary in shade/colour from item to item.



25/01/2021